



Most Important Topics By ALL Jurisdictions

112 respondents

- 1. Planning or Funding to Retain/Increase Childcare
- 2. Expose Youth to Local Career Opportunities
- 3. Marketing & Promoting our Community/Area
- 4. Demolition of Dilapidated Housing
- 5. Planning/Funding for new Single Family Housing
- 6. Increase Road/Bridge Funding
- 7. Fixing up Commercial/Retail/Industrial Property
- 8. Fixing up Homes/Apartments
- 9. Planning or Funding for new Rental Housing
- 10. Planning or Funding for Water/Sewer Infrastructure

- 11. Planning or Funding for new Senior Housing
- 12. Increase Access to Capital for Business Development
- 13. Planning or Funding to Preserve Water Quality
- 14. Demolition of Commercial/Retail/Industrial Property
- 15. Enforcement of Zoning and/or Ordinances
- 16. Develop Succession Planning for Local Businesses
- 17. Planning or Funding for Safe Routes to School
- 18. Programming to Grow and Develop New Leaders
- 19. Creating or Updating Zoning and/or Ordinances
- 20. Increase Technical Assistance for Business Owners/New Entrepreneurs
- 21. Planning or Funding for Trails and Parks
- 22. Creating or Updating a Capital Improvement Plan
- 23. Planning or Funding for Solid Waste Management and Recycling Systems
- 24. Developing a more Welcoming Community to Diverse Populations
- 25. Planning or Funding of Community Beautification
- 26. Planning or Funding for Industrial Park Infrastructure
- 27. Planning or Funding for Hazard Mitigation and Emergency Response
- 28. Creating or Updating a Strategic Plan
- 29. Planning or Funding for Broadband Infrastructure
- 30. Increase Training for Community Leaders
- 31. Creating or Updating a Comprehensive Plan
- 32. Planning or Funding for Sidewalk Infrastructure
- 33. Planning or Funding for Transit Options
- 34. Planning or Funding for Public Sector Energy Use
- 35. Planning or Funding for Historical & Cultural Assets
- 36. Planning or Funding for Climate Change
- 37. Develop Policies/Resources for Renewable Energy for Residents & Business
- 38. Increase Digital Literacy of our Residents
- 39. Planning or Funding for New Public Art
- 40. Planning or Funding for Electronic Vehicle Infrastructure



Cities who responded:

- | | |
|------------|---------------|
| Appleton | Granite Falls |
| Barry | Hanley Falls |
| Benson | Holloway |
| Boyd | Kerkhoven |
| Canby | Madison |
| Clara City | Marietta |
| Clarkfield | Maynard |
| Danvers | Milan |
| Dawson | Montevideo |
| DeGraff | Murdock |
| Echo | Odessa |
| Graceville | Ortonville |
| | Porter |
| | Watson |

Counties who responded:

- Big Stone, Chippewa, Lac qui Parle, Swift, Yellow Medicine

Schools who responded:

- | | |
|---------------|----------|
| CGB | Benson |
| Ortonville | KMS |
| MACCRAY | Canby |
| Montevideo | YME |
| Dawson-Boyd | E.C.H.O. |
| Lac qui Parle | |

26 Township responses

3 Tribe responses

Most Important Topics By Jurisdictions

Cities - 42 respondents

- 1. Planning or Funding for Water/Sewer Infrastructure
- 2. Planning or Funding to Retain and Increase Childcare
- 3. Marketing & Promoting our Community/Area
- 4. Demolition of Dilapidated Housing
- 5. Enforcement of Zoning and/or Ordinances

Counties - 21 respondents

- 1. Planning or Funding to Retain and Increase Childcare
- 2. Marketing & Promoting our Community/Area
- 3. Expose Youth to Local Career Opportunities
- 4. Planning or Funding for new Single Family Housing
- 5. Increase Road/Bridge Funding

Townships - 26 respondents

- 1. Increase Road/Bridge Funding
- 2. Planning or Funding to Retain and Increase Childcare
- 3. Demolition of Dilapidated Housing
- 4. Expose Youth to Local Career Opportunities
- 5. Fixing up Commercial/Retail/Industrial Property

Schools - 20 respondents

- 1. Planning or Funding to Retain and Increase Childcare
- 2. Expose Youth to Local Career Opportunities
- 3. Planning or Funding for new Single Family Housing
- 4. Marketing & Promoting our Community/Area
- 5. Planning or Funding for new Senior Housing

Tribe - 3 respondents

- 1. Planning or Funding to Preserve Water Quality
- 2. Planning or Funding for Hazard Mitigation and Emergency Response



Identify the top 3 priorities for your jurisdiction for the upcoming year:

1. Increase Road/Bridge Funding
2. Marketing & Promoting our Community/Area Planning or
3. Funding for new Single Family Housing
4. Planning or Funding to Retain and Increase Childcare
5. Expose Youth to Local Career Opportunities
6. Demolition of Dilapidated Housing
7. Planning or Funding for new Rental Housing
8. Enforcement of Zoning and/or Ordinances
9. Creating or Updating Zoning and/or Ordinances
10. Fixing up Homes/Apartments

How often do you view the www.umvrdc.org website?

- 7% Once a week
- 12% Once a month
- 41% Quarterly
- 19% Once a year
- 21% Never



What case study topics would you like to see?

- Childcare
- Housing
- RLF ideas/marketing
- Funding for City street improvement



What information is valuable to you?

- 84% Information on grants that might be relevant for my jurisdiction
- 50% Examples of how other jurisdictions are addressing critical topics
- 30% New research on critical topics
- 39% Information on trainings, conferences or workshops
- 33% New economic, social or demographic data available for the region
- 34% Information about projects the UMRDC is working on
- 45% UMRDC programs and services available

Do you follow the UMRDC on Facebook?

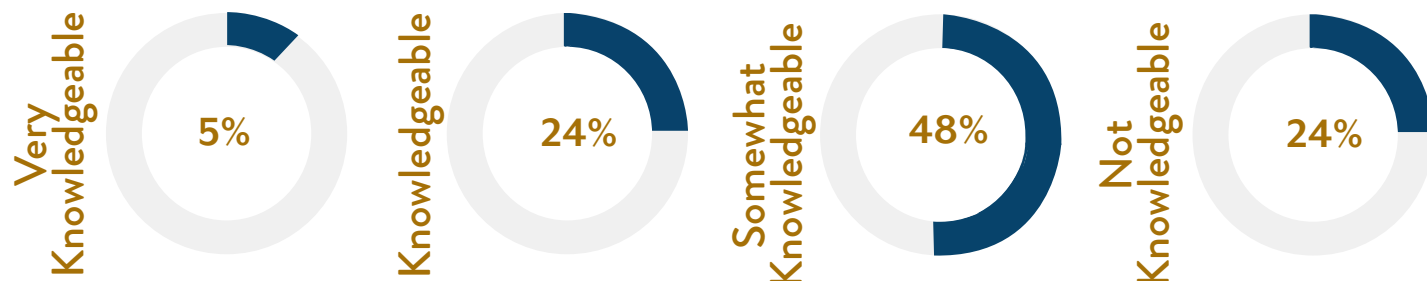
- Yes 33%
- No 56%
- Plan to! 11%



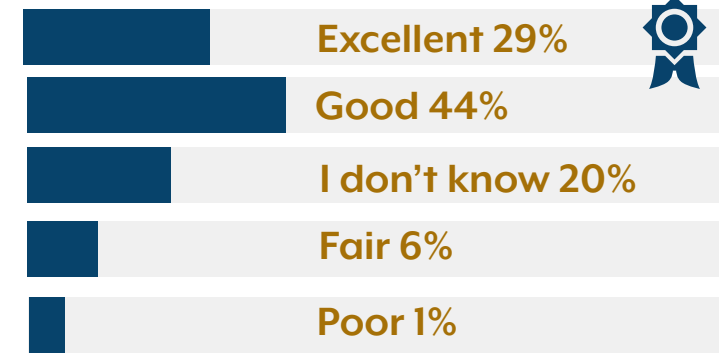
Do you receive UMRDC newsletters and emails via Constant Contact?

80% Yes

How knowledgeable are you on the UMRDC and its programs and services?



How would you rate the overall quality of services the UMRDC provides?



How responsive has the UMRDC been to your questions, needs or calls?

- 39% Very Responsive
- 33% Responsive
- 0% Unresponsive
- 0% Very Unresponsive
- 24% I don't know
- 5% Other

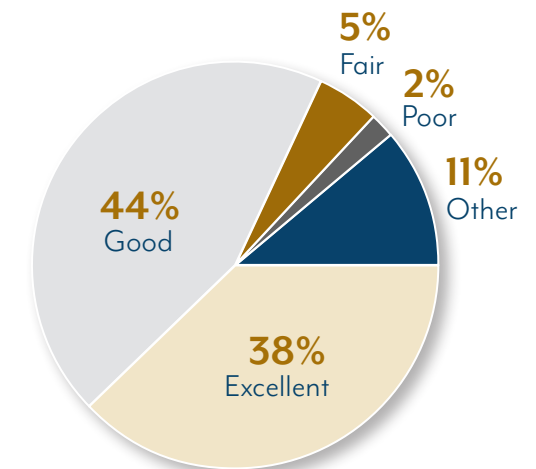


Has your jurisdiction chosen to hire a consultant, engineer or outside contractor to assist you with any of the projects from the list on page 1, and why?

- 1% Yes, the UMRDC is too expensive
- 8% Yes, the UMRDC does not provide the service we were looking for
- 3% Yes, because the UMRDC has provided poor service in the past
- 14% I do not think to call the UMRDC
- 62% No
- 11% Other (please specify)



How would you rate the effectiveness and professional capabilities of the UMRDC staff?



What is the UMRDC best at?

- "Informing us of what is going on and available grant money"
- "Doing surveys"
- "Being able to help a wide range of people and businesses."
- "Promoting and advertising for our area"
- "Helping us stay informed of what is available to our organizations to help promote our rural communities and schools."
- "Providing opportunities"
- "Finding, explaining & executing grants"
- "Offering a variety of opportunities"
- "Keeping people informed"