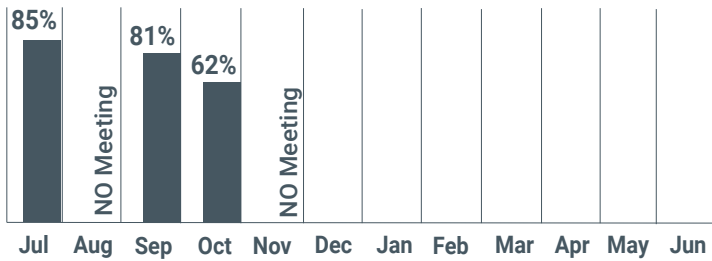




## BOARD

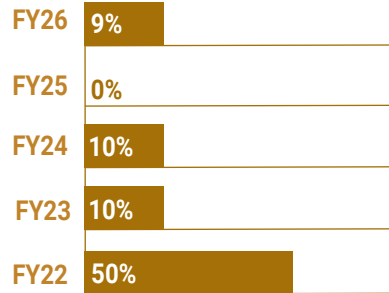
Board Meeting Attendance



**45%** 9/20 Board Members Attended Annual Tour Meeting

## STAFF

Turnover Rate



Average Staff Tenure  
**9.27**

## BUDGET & IMPACT

Total Contracts

**\$1,058,417**

Contracts Needed

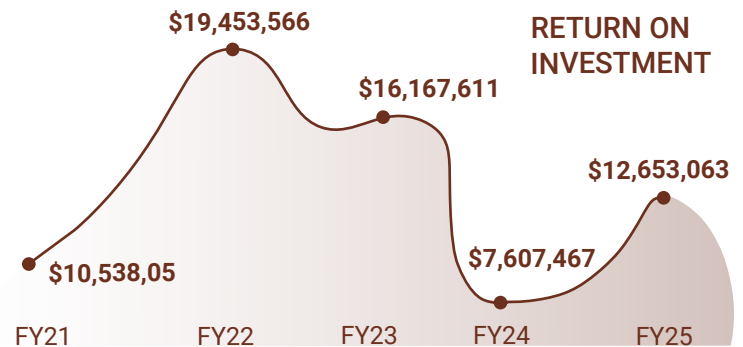
**\$176,343**

Projected Revenue

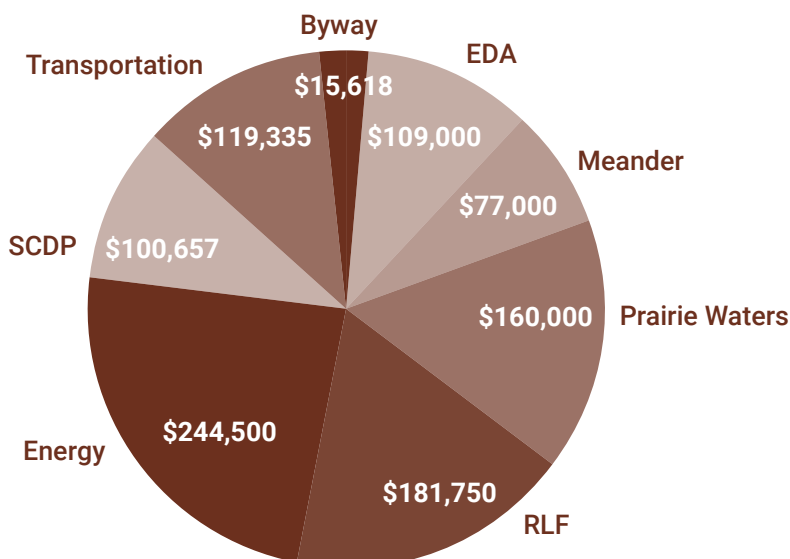
**\$1,594,825**

Total Expenses

**\$1,592,408**



Revenue Generated By Each Core Program Area



## REGIONAL TRENDS

RDC is working on 27/40 Topics from the Annual Regional Survey


**68%** 4 FY26 Regional Trend Projects in Progress

## NEW INITIATIVES

**4/12** Projects Generated Revenue Since FY24  
**4** FY26 New Initiatives Projects in Progress

## REVOLVING LOAN FUND

Available For Lending



**39**

Active Loans

**0**

FY26 Loans

Amount Leveraged  
**\$19,887,328**

## OUTREACH

Website Users:

**1,800**

Top Web Pages Visited:

- 1 Benson SCDP
- 2 Milan/Maynard/Watson SCDP
- 3 Staff
- 4 Board Portal
- 5 Join our team

LUGS Visited:

- Cities: 18/37
- Counties: 5/5
- Townships: 5/5
- Schools: 4/10

## SMALL CITIES DEVELOPMENT PROGRAM



Funds Invested In Region

**\$319,256**

## GRANTS

Success Rate

Grants Secured  
**\$1,415,097**

**100%**

Grants Funded	Grants Submitted	Grants Pending	Grants Denied
<b>12</b>	<b>16</b>	<b>4</b>	<b>0</b>

## PRAIRIE WATERS

Number Total Website Visitors

**2,700**

**10** Community Members

**5** County Members

Social Media Followers

**3,051**

## MEANDER

Art Sales

**\$108,188**

Average Spending Per Person

**\$271**

**62%**

Attendance From Outside Region

## ENERGY

**30** LUGS We Consulted With On Energy Topics

**6** New Contracts Resulting From Energy Work

## TRANSPORTATION

**23** LUGS We Consulted With On Transportation Topics

**1** New Contracts Resulting From Transportation Work

## EDA

**17** LUGS We Consulted With On EDA Topics

**16** CEDS Initiatives Implemented