



MnDOT Crash Data 2009-2013

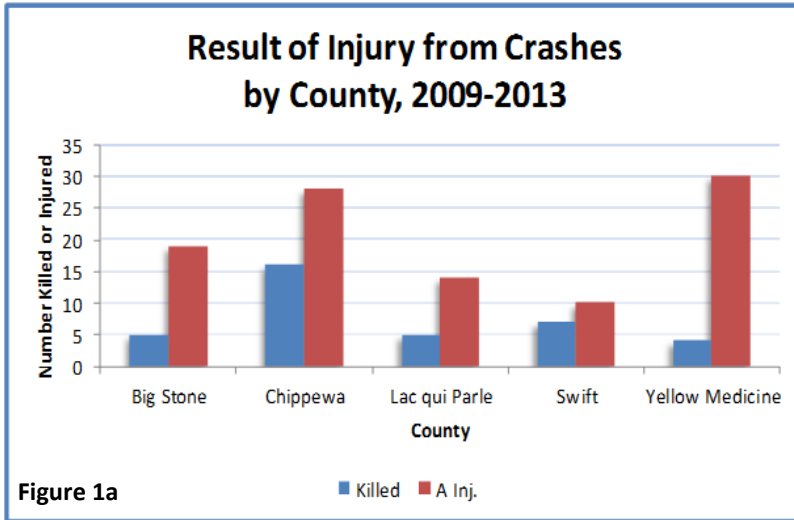


Figure 1b

County	Injuries	
	Killed	A Inj.
Big Stone	5	19
Chippewa	16	28
Lac qui Parle	5	14
Swift	7	10
Yellow Medicine	4	30

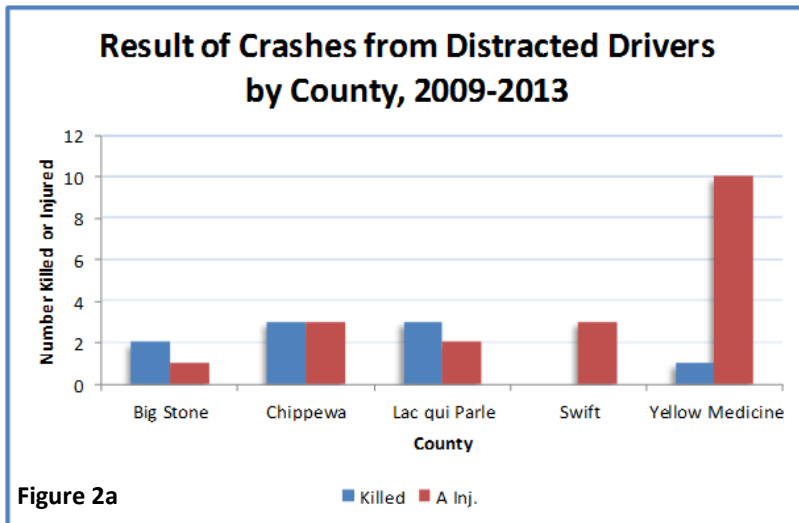


Figure 2b

County	Distracted	
	Killed	A Inj.
Big Stone	2	1
Chippewa	3	3
Lac qui Parle	3	2
Swift	0	3
Yellow Medicine	1	10

Barrett Voigt
 Transportation Planner
 Phone: 320-289-1981 ext. 107
 Email: barrett.voigt@umvrdc.org

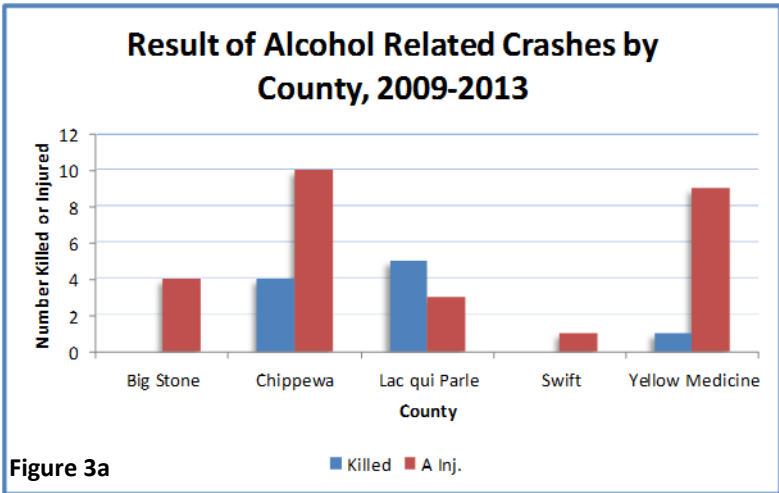


Figure 3b

County	Alcohol	
	Killed	A Inj.
Big Stone	0	4
Chippewa	4	10
Lac qui Parle	5	3
Swift	0	1
Yellow Medicine	1	9

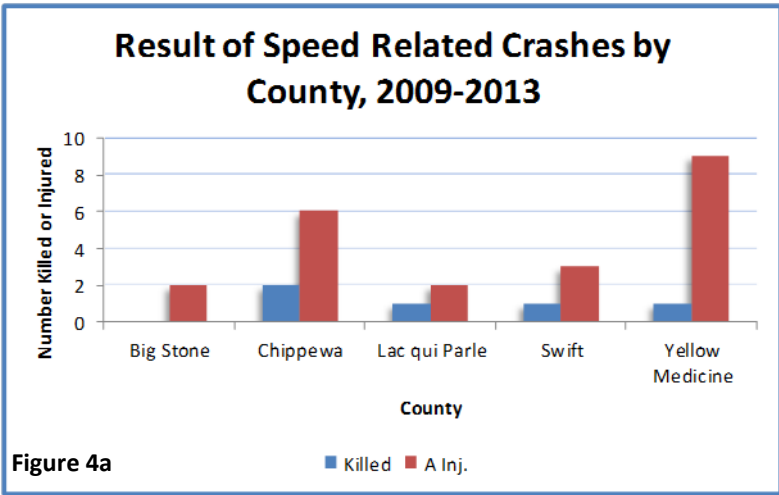


Figure 4b

County	Speed	
	Killed	A Inj.
Big Stone	0	2
Chippewa	2	6
Lac qui Parle	1	2
Swift	1	3
Yellow Medicine	1	9

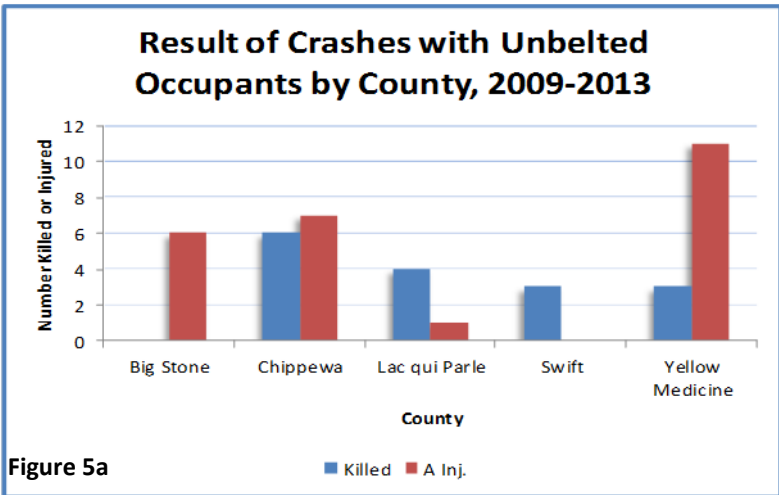


Figure 5b

County	Unbelted	
	Killed	A Inj.
Big Stone	0	6
Chippewa	6	7
Lac qui Parle	4	1
Swift	3	0
Yellow Medicine	3	11

Result of Lane Departure Crashes by County, 2009-2013

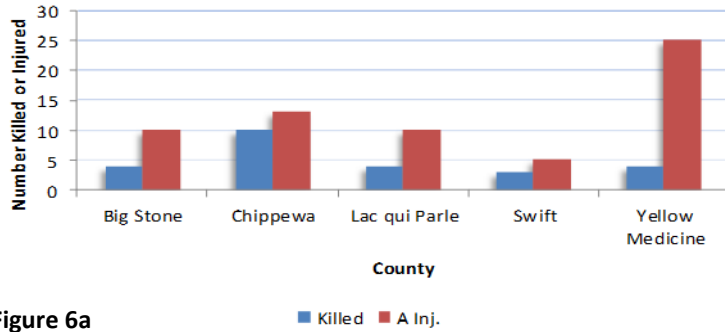


Figure 6a

Figure 6b

County	Lane Departure	
	Killed	A Inj.
Big Stone	4	10
Chippewa	10	13
Lac qui Parle	4	10
Swift	3	5
Yellow Medicine	4	25

Results of Intersection Related Crashes by County, 2009-2013

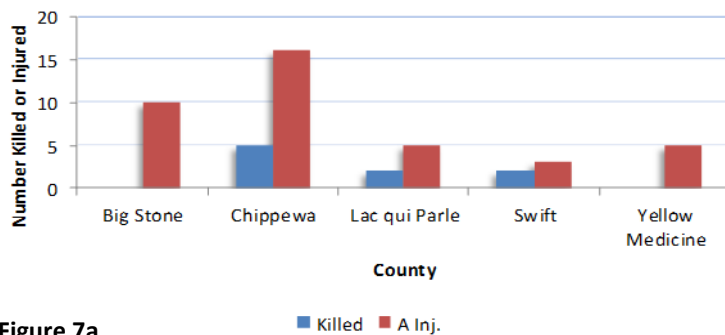


Figure 7a

Figure 7b

County	Intersection	
	Killed	A Inj.
Big Stone	0	10
Chippewa	5	16
Lac qui Parle	2	5
Swift	2	3
Yellow Medicine	0	5

Results of Motorcycle Related Crashes by County, 2009-2013

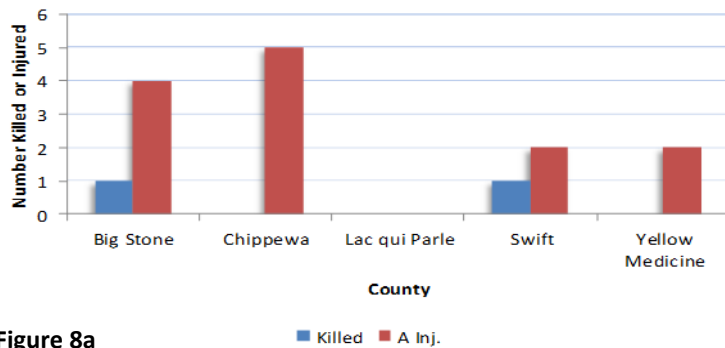


Figure 8a

Figure 8b

County	Motorcyclist	
	Killed	A Inj.
Big Stone	1	4
Chippewa	0	5
Lac qui Parle	0	0
Swift	1	2
Yellow Medicine	0	2

Result of Bicyclist Related Crashes by County, 2009-2013

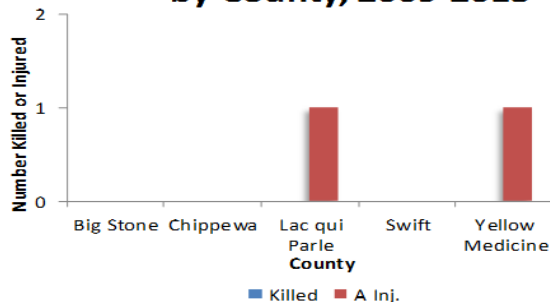


Figure 9a

Figure 9b

County	Bicyclist	
	Killed	A Inj.
Big Stone	0	0
Chippewa	0	0
Lac qui Parle	0	1
Swift	0	0
Yellow Medicine	0	1